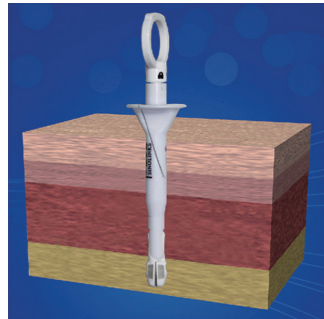



## Ordering Information

Code	Diameter(mm)	Length(mm)
DFCS-13	12.8±1	165±3

## Operating Steps



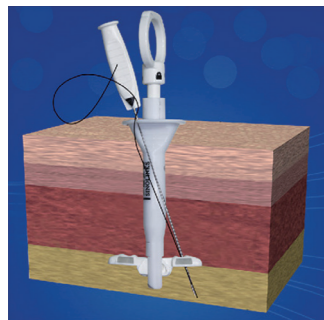
1. Insert into place which needs to be sutured



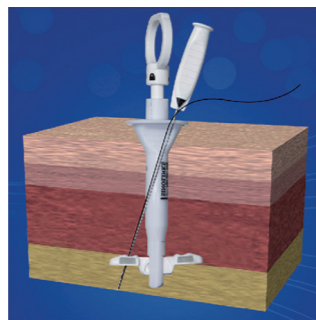
2. Rotate to unlock, open the wings, and pull up the instrument close to the abdominal wall



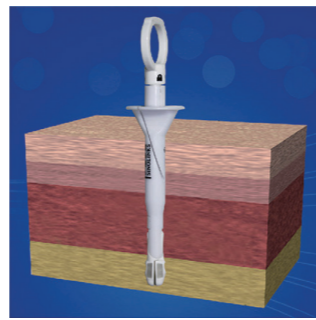
3. Load suture passer with suture



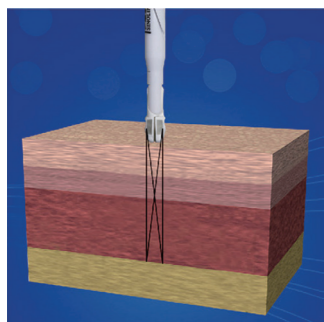
4. Insert suture passer into left silicon pad until end position in lock state



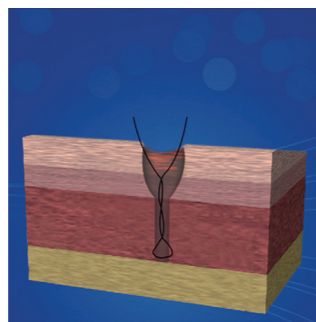
5. Insert suture passer into right silicon pad until end position in lock state



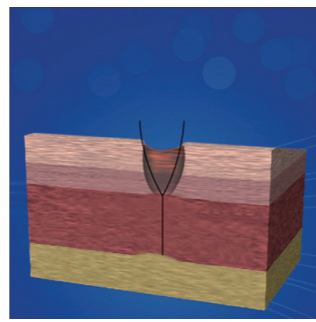
6. Unlock and press down ring handle, remove the suture, and close two wings



7. Pull out the suture



8. Use standard knot tying technique to secure port sit closure



9. Operation complete

Note: This product does not included suture, please choose suture size accoridng to surgery needs

# Endo Fascial Closure System

Used for skin full-thickness  
suture in laparoscopic surgery



- Sinolinks Medical Innovation, Inc.
- Add.: No.10 Ziwei Road, Zhonglou Zone, Changzhou, Jiangsu, China, 213023
- Tel:86-519-88021690
- E-mail:sales@sinolinks.com.cn
- Web site:www.sinolinks.com.cn